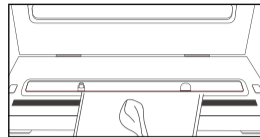
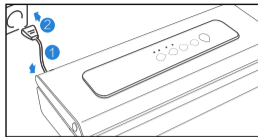
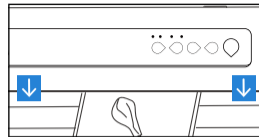


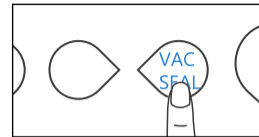
1
Bruk av vakuumpakker



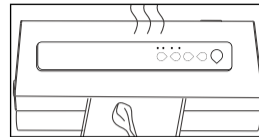
Legg vakuumpose i maskin og lukk igjen lokket



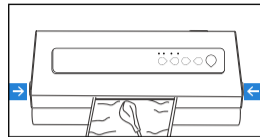
Press lokket ned på begge sidene. Slik at det låser seg



Trykk på VAC/SEAL for å starte vakuumering/forsegling

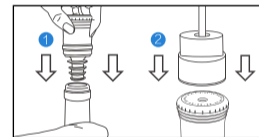
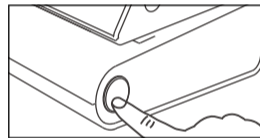
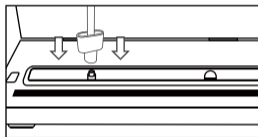


Vent til maskinen er ferdig

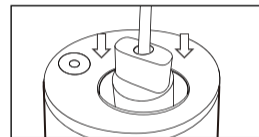


Trykk på begge sorte knapper på lokk for å åpne lokk

2
Bruke vakuumpakker til å
vakuuere fra flasker eller beholdere



Vakuumering av vinflasker



Vakuumering beholder

HURTIGMANUAL
BRECOM VR-150

Funksjoner Brecom VR-150

