


# Brecom VR -3500

## Endring av egen ID

Trykk menu tast



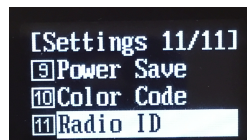
Trykk side pil tast



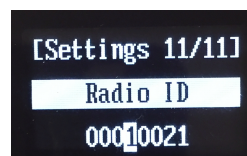
Velg Settings  
Trykk menu



Trykk pil tast, ned  
til Radio ID



Trykk menu igen,  
Velg siffer med pil taster  
Lagre med menu tast



Trykk Rød tast for å avslutte

