


Brecom VR-3500

Velg Gruppe/Lag (Lag 01-20)

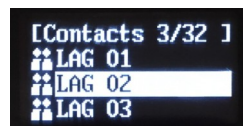

Trykk Menu tast



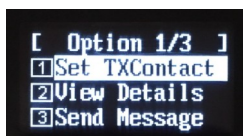

Velg Contacts
Trykk Menu



Trykk pil ned til
feks "Gruppe/lag 02"
Trykk Menu



"Set TX Contacts" utheves
Trykk Menu tast
"Set success" vises og du er
nå i "gruppe/lag 02"



Trykk Rød tast for å avslutte

